



County Business Patterns Data User Guide

This guide provides steps to access County Business Patterns (CBP) data in hypertext tables or the American FactFinder (AFF). You may also contact the US Census Bureau's CBP staff at 301-763-2580 or ewd.county.business.patterns@census.gov for assistance.



CBP Data User Guide

Index of Topics

	Page
Access to CBP data through www.census.gov website	3
<i>Understanding the CBP tables tools</i>	5
<i>Example: How to retrieve county data</i>	7
<i>CBP additional data products</i>	10
<i>How to download data from CBP</i>	11
Access to CBP data through American FactFinder website	16
<i>Opening tables</i>	18
<i>Adding geographies to a table</i>	19
<i>Adding industries to a table</i>	22
<i>Modifying a table</i>	25
<i>Downloading and bookmarking</i>	27
<i>Definitions and related text</i>	29
Further help	31

County Business Patterns



CBP Data User Guide

Access to CBP data through www.census.gov website

Step 1. Go to <http://www.census.gov>

Step 2. Point your mouse cursor to the Topics section tab in the top menu bar of the census webpage.

Step 3. Under the Employment Category click on the County Business Patterns link.

A screenshot of the United States Census Bureau website. The top navigation bar includes 'Topics', 'Geography', 'Library', 'Data', 'About the Bureau', and 'Newsroom'. The 'Topics' dropdown menu is open, showing categories like Population, Economy, Business, Education, Employment, Families & Living Arrangements, Health, Housing, Income & Poverty, International Trade, Public Sector, and Index A-Z. The 'Employment' category is selected, and the 'County Business Patterns' link is highlighted with a mouse cursor. The main content area shows a description of the state of the nation's workforce and a list of related topics. A sidebar on the right shows 'Bureau Economic Indicators' with a table of data.

County Business Patterns



U.S. Department of Commerce | Blogs | Index A-Z | Glossary | FAQs



Topics
Population, Economy

Geography
Maps, Geographic Data

Library
Infographics, Publications

Data
Tools, Developers

About the Bureau
Research, Surveys

Newsroom
News, Events, Blogs

You are here: [Census.gov](#) > [Business & Industry](#) > [Economy:Wide](#) > County Business Patterns

County Business Patterns

- Main
- About the Data
- Historical Data
- How the Data are Collected
- Definitions
- FAQs

GET EMAIL UPDATES

Release Schedule

2013 CBP data will be released on April 23, 2015.

News

Online Shopping and Mail Order Businesses Jump 27 Percent, Census Bureau Reports

[More News Releases](#)

Data Visualizations

- Census Explorer
- Total U.S. Employment: 2001-2011
- Measuring America: County Business Patterns & Demographics Interactive Map

Related Sites

County Business Patterns (CBP) ZIP Code Business Patterns (ZBP)

County Business Patterns (CBP) is an annual series that provides subnational economic data by industry. This series includes the number of establishments, employment during the week of March 12, first quarter payroll, and annual payroll. This data is useful for studying the economic activity of small areas; analyzing economic changes over time; and as a benchmark for other statistical series, surveys, and databases between economic censuses. Businesses use the data for analyzing market potential, measuring the effectiveness of sales and advertising programs, setting sales quotas, and developing budgets. Government agencies use the data for administration and planning.

ZIP Code Business Patterns data is available shortly after the release of County Business Patterns. It provides the number of establishments by employment-size classes by detailed industry in the U.S.

These two programs cover most of the country's economic activity based on establishments, with a few noted exclusions. For more information on the coverage and methodology of CBP, see [How the Data are Collected](#). For information on businesses without paid employees, see [Nonemployer Statistics](#).

Data for 2012 were released in May 2014. For help accessing the data via hypertext tables or American FactFinder, please refer to the [Data User Guide \[PDF\]](#).

For Internet Explorer 9 and 10 enable [Compatibility View](#) in the event tables do not display properly.

For frequently asked questions (FAQs), visit [Ask.Census.Gov](#) or click the FAQs tab at the top of the screen. Enter 'CBP' or 'County Business Patterns' into the search box to narrow the results.

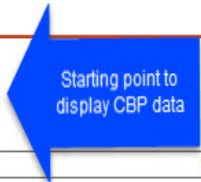
View data in tables

U.S., States, and Counties ^{1,2} (1998-2012) Select Area

Puerto Rico (2003-2012) and Island Areas (2008 to 2012) Select Area

Zip Codes ³ (1998 to 2012) Enter 5-digit ZIP Code

Metropolitan and Micropolitan Statistical Areas ⁴ (1998-2012) Select Area



U.S. Department of Commerce
Economics and Statistics Administration
U.S. CENSUS BUREAU

Last updated: 04/21/2015

[Click here to access County Business Patterns Data.](#)

County Business Patterns



CBP Data User Guide

Understanding the CBP tables tools

In the CBP hypertext tables you will be able to change:

1. Your state selection
2. Your county selection
3. Add/remove legal forms of organization to your selections
4. Add/remove noise flags
5. Change your year selection
6. See industry sectors in detail
7. Compare data with other counties within the selected state

U.S. Department of Commerce
United States Census Bureau

Home | About Us | Subjects A to Z | FAQs | Help

People | Business | Geography | Data | Research | Newsroom

Search [] Go

[CenStats](#)

2010 County Business Patterns (NAICS)

CBP Home

Texas

1. State: Texas 2. Areaname: State total

3. LFO: Without LFO 4. Noise Flag: Without noise flag 5. Year: 2010

Go!

	7.	NAICS code	NAICS code description	Paid employees for pay period including March 12 (number)	First-quarter payroll (\$1,000)	Annual payroll (\$1,000)	Total establishments
6.	Compare	-----	Total for all sectors	8,785,238	94,168,218	386,653,791	522,146
	Detail	Compare	11---- Agriculture, forestry, fishing and hunting	6,419	44,597	214,526	1,053
	Detail	Compare	21---- Mining, quarrying, and oil and gas extraction	162,655	3,789,463	15,137,783	7,538
	Detail	Compare	22---- Utilities	47,548	1,177,540	3,995,404	1,911



CBP Data User Guide

Understanding the CBP tables tools

- **Legal form of organization** allows you to see the number of corporations, s-corporations, sole proprietorships, partnerships, non profit organizations, government and others at the state level.

- **Noise flags** are letters used to maintain data confidentiality.

Meaning of letters:

G - Low Noise Infusion

H - Medium Noise Infusion

D - Withheld to avoid disclosing data for individual companies;
data are included in higher level totals

S – Withheld because estimate did not meet publication standards

- The **detail** button (No. 6 on previous slide) will expand the industry sectors up to the six digit level.

- For more definitions please visit: <http://www.census.gov/econ/cbp/definitions.htm>

County Business Patterns



CBP Data User Guide

Example: How to retrieve county data

1. Select a state from the drop down box in the View data in tables section of the CBP homepage.

2. Select a county from the 'areaname' drop down box. The most recent data year payroll, establishments and employment by NAICS sector will display.

County Business Patterns (CBP) ZIP Code Business Patterns (ZBP)

County Business Patterns (CBP) is an annual series that provides subnational economic data and annual payroll. This data is useful for studying the economic activity of small areas; analyzing censuses. Businesses use the data for analyzing market potential, measuring the effectiveness of administration and planning.

ZIP Code Business Patterns data is available shortly after the release of County Business Patterns. These two programs cover most of the country's economic activity based on establishments, with information on businesses without paid employees, see [Nonemployer Statistics](#). Data for 2012 were released in May 2014. For help accessing the data via hypertext tables or for Internet Explorer 9 and 10 enable [Compatibility View](#) in the event tables do not display properly. For frequently asked questions (FAQs), visit [Ask.Census.gov](#) or click the FAQs tab at the top of the page.

View data in tables

U.S., States, and Counties ^{1,2} (1990-2012) Select Area

Puerto Rico (2003-2012) and Island Areas (2008 to 2012) Select Area

Zip Codes ³ (1998 to 2012) Enter 5-digit ZIP Code

Metropolitan and Micropolitan Statistical Areas ⁴ (1990-2012) Select Area

Data in other formats for manipulation

- Extract and manipulate data in the [New American Factfinder](#)
- Download the data in [Comma-Separated Value \(CSV\)](#) format
- See the discussion of [Historical CBP Data](#) for earlier years
- For help accessing the data via hypertext tables or for Internet Explorer 9 and 10 enable [Compatibility View](#) in the event tables do not display properly.

Massachusetts
Michigan
Minnesota
Mississippi
Missouri
Montana
Nebraska
Nevada
New Hampshire
New Jersey
New Mexico
New York
North Carolina
North Dakota
Ohio
Oklahoma
Oregon
Pennsylvania
Rhode Island
South Carolina
South Dakota
Tennessee
Texas
Utah

Go!

2010 County Business Patterns (NAICS)

NAICS code	NAICS code description	Paid employees (in thousands)	First-quarter payroll (\$1,000)	Annual payroll (\$1,000)	Total establishments
-----	Total for all sectors	785,238	94,168,218	386,653,791	522,146
11----	Agriculture, forestry, fishing and hunting	6,419	44,597	214,526	1,053
21----	Mining, quarrying, and oil and gas extraction	162,655	3,789,463	15,137,783	7,538
22----	Utilities	47,548	1,177,540	3,995,404	1,911
23----	Construction	539,542	5,685,026	24,893,517	39,321
31----	Manufacturing	730,551	9,251,863	38,849,364	19,593
42----	Wholesale trade	455,290	6,823,124	28,125,856	31,526
44----	Retail trade	127,032	6,448,675	27,476,544	76,787
48----	Transportation and warehousing	351,410	3,901,983	16,528,404	15,745
51----	Information	230,235	4,044,032	15,518,411	8,911
52----	Finance and insurance	452,435	8,060,903	28,870,504	37,731
53----	Real estate and rental and leasing	169,123	1,753,612	7,136,988	26,238

¹ Employers without a fixed location within a state (or of unknown location) are included in the state total.

County Business Patterns



CBP Data User Guide

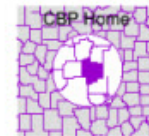
Example: How to retrieve county data

3. Once a county has been selected, click on the 'Go' button.

4. To compare county-level data for a particular sector to other counties within the selected state click on the 'compare' button. To view industry details click on the 'detail' button.

2010 County Business Patterns (NAICS)

[CenStats](#)



Austin, TX

State: Texas | Areaname: Austin, TX | Noise Flag: Without noise flag | Year: 2010 |

		NAICS code	NAICS code description	Paid employees for pay period including March 12 (number)	First-quarter payroll (\$1,000)	Annual payroll (\$1,000)	Total establishments
	<input type="button" value="Compare"/>	-----	Total for all sectors	9,439	94,388	368,893	575
<input type="button" value="Detail"/>	<input type="button" value="Compare"/>	11----	Agriculture, forestry, fishing and hunting	a	D	D	2
<input type="button" value="Detail"/>	<input type="button" value="Compare"/>	21----	Mining, quarrying, and oil and gas extraction	102	1,024	5,807	11
<input type="button" value="Detail"/>	<input type="button" value="Compare"/>	22----	Utilities	b	D	D	4
<input type="button" value="Detail"/>	<input type="button" value="Compare"/>	23----	Construction	713	5,689	26,557	85
<input type="button" value="Detail"/>	<input type="button" value="Compare"/>	31----	Manufacturing	3,345	44,348	163,241	37
<input type="button" value="Detail"/>	<input type="button" value="Compare"/>	42----	Wholesale trade	f	D	D	22
<input type="button" value="Detail"/>	<input type="button" value="Compare"/>	44----	Retail trade	976	5,130	21,561	89
<input type="button" value="Detail"/>	<input type="button" value="Compare"/>	48----	Transportation and warehousing	f	D	D	22
<input type="button" value="Detail"/>	<input type="button" value="Compare"/>	51----	Information	51	575	2,865	8
<input type="button" value="Detail"/>	<input type="button" value="Compare"/>	52----	Finance and insurance	297	3,418	14,008	34

County Business Patterns



CBP Data User Guide

Example: How to retrieve county data

[CenStats](#)

2010 County Business Patterns (NAICS)



Industry Code Comparison
44—

Retail trade

Noise Flag Year
With noise flag 2010 Go!

Several counties compared at the total sector level.

FIPS Code	Area Name	Paid employees for pay period including March 12 (number)	First-quarter payroll (\$1,000)	Annual payroll (\$1,000)	Total establishments	Number of establishments by employment-size class									
						1-4	5-9	10-19	20-49	50-99	100-249	250-499	500-999	1000 or more	
001	Anderson, TX	1,970	10,591	46,109	169	70	66	18	11	2	1	1	0	0	
003	Andrews, TX	342	2,067	8,587	29	8	11	8	1	1	0	0	0	0	
005	Angelina, TX	4,932	25,733	108,874	327	112	90	75	31	13	5	0	1	0	
007	Aransas, TX	1,090	6,095	25,534	74	33	23	11	3	1	2	1	0	0	
009	Archer, TX	115	468	2,053	17	8	7	1	1	0	0	0	0	0	
011	Armstrong, TX	b	D	D	4	2	0	2	0	0	0	0	0	0	
013	Atascosa, TX	1,498	7,930	34,461	110	48	29	23	7	0	2	1	0	0	
015	Austin, TX	976	5,130	21,561	89	35	29	18	5	1	0	1	0	0	
017	Bailey, TX	239	994	4,134	25	12	9	2	1	1	0	0	0	0	
019	Bandera, TX	344	1,534	6,631	59	31	19	7	1	1	0	0	0	0	
021	Bastrop, TX	2,220	12,637	51,710	156	79	35	29	6	2	3	2	0	0	
023	Baylor, TX	92	313	1,346	14	7	5	1	1	0	0	0	0	0	
025	Bee, TX	1,111	5,658	23,997	81	33	23	17	6	0	1	1	0	0	
027	Bell, TX	13,223	71,959	298,890	889	363	255	157	72	23	13	5	1	0	
029	Bexar, TX	80,203	468,229	1,964,450	4,701	1,879	1,318	791	431	117	120	42	2	1	
031	Blanco, TX	206	806	3,360	29	14	11	2	2	0	0	0	0	0	
999	Statewide, TX	a	D	D	2	1	0	1	0	0	0	0	0	0	

Save as text file

Save as csv file

For information on businesses with no paid employees, see [Nonemployer Statistics](#)

Change Geographic Area

[ask.census.gov](#)

County Business Patterns



CBP Data User Guide

CBP additional data products

Business Patterns also produce data for :
Puerto Rico,
U.S Virgin Islands,
American Samoa,
Commonwealth of the Northern Mariana Islands and Guam.
Data by Zip codes, Metropolitan and Micropolitan statistical areas are also available.

A screenshot of the U.S. Census Bureau County Business Patterns website. The page features a navigation bar with links for People, Business, Geography, Data, Research, and Newsroom. The main heading is "County Business Patterns (CBP) ZIP Code Business Patterns (ZBP)". Below this, there is a "Release Schedule" section with a "GET EMAIL UPDATES" button and two entries: "2011 CBP is scheduled for release April 2013." and "2011 ZBP is scheduled for release May 2013." A "News" section lists "Census Bureau Reports U.S. Employer Firms Show Declines in Number of Establishments and Employees" and "Census Bureau Blog". A "Data Visualizations" section includes a map of the United States and links for "Selected County Business Patterns and Island Areas Maps" and "Guam and CNMI Local Business Snapshots". The "View data in tables" section contains four data selection options, each with a dropdown menu and a "Go!" button: "U.S., States, and Counties Select Area" (United States), "Puerto Rico (2003-2010) and Island Areas (2008 to 2010) Select Area" (Puerto Rico), "Zip Codes (1998 to 2010) (Enter 5-digit ZIP Code)" (empty), and "Metropolitan and Micropolitan Statistical Areas Select Area" (Abbeville, LA Micro).



U.S. Department of Commerce
Economics and Statistics Administration
U.S. CENSUS BUREAU

Last updated: 04/21/2015

[Click here to access County Business Patterns Data.](#)

County Business Patterns



CBP Data User Guide How to Download Data

There are several options available to download data.

From the CBP main webpage scroll down to the box named 'Data in other formats for manipulation and analysis'.

Data can be downloaded using the 'New American FactFinder' or the 'Comma-separated value' links.

County Business Patterns

[Main](#) [About the Data](#) [Historical Data](#) [How the Data are Collected](#) [Definitions](#) [FAQs](#)

[GET EMAIL UPDATES](#)

County Business Patterns (CBP) ZIP Code Business Patterns (ZBP)

Release Schedule

2011 CBP is scheduled for release April 2013.
2011 ZBP is scheduled for release May 2013.

News

Census Bureau Reports U.S. Employer Firms Show Declines in Number of Establishments and Employees
Census Bureau Blog
More News Releases »

Data Visualizations

Selected County Business Patterns and Island Areas Maps
Guam and CNMI Local Business Snapshots
Measuring America: County Business Patterns & Demographics Interactive Map

Related Sites

2007 Economic Census
Business & Industry
Economic Indicators
Nonemployer Statistics

County Business Patterns (CBP) is an annual series that provides subnational economic data by industry. This series includes the number of establishments, employment during the week of March 12, first quarter payroll, and annual payroll. This data is useful for studying the economic activity of small areas; analyzing economic changes over time; and as a benchmark for other statistical series, surveys, and databases between economic censuses. Businesses use the data for analyzing market potential, measuring the effectiveness of sales and advertising programs, setting sales quotas, and developing budgets. Government agencies use the data for administration and planning.

ZIP Code Business Patterns data are available shortly after the release of County Business Patterns. It provides the number of establishments by employment-size classes by detailed industry in the U.S.

These two programs cover most of the country's economic activity based on establishments, with a few noted exclusions. For more information on the coverage and methodology of CBP, see [How the Data are Collected](#). For information on businesses without paid employees, see [Nonemployer Statistics](#).

Data for 2010 were released in June 2012. For help accessing the data via hypertext tables or American FactFinder, please refer to the [Data User Guide \(PDF\)](#).

For frequently asked questions (FAQs), visit [Ask.Census.gov](#) or click the FAQs tab at the top of the screen. Enter 'CBP' or 'County Business Patterns' into the search box to narrow the results.

View data in tables

U.S., States, and Counties

12 (1998-2010)

Puerto Rico (2003-2010) and Island Areas (2008 to 2010)

Zip Codes * (1998 to 2010) (Enter 5-digit ZIP Code)

Metropolitan and Micropolitan Statistical Areas

Data in other formats for manipulation and analysis

- Extract and manipulate data in the [New American FactFinder](#).
- Download the data in [Comma-Separated Value \(csv\) format](#) starting with year 1988.
- See the discussion of [Historical CBP Data](#) for earlier years, including data for selected years on CD-ROM.

[Click here to download complete data sets](#)

County Business Patterns



CBP Data User Guide How to Download Data

The comma separated value link will display data for multiple years by different geographies.

Various 'record layout' links are also available to aid in better understanding the data tables.

You are here: [Census.gov](#) > [Business & Industry](#) > [Economy-Wide](#) > [County Business Patterns](#) > [Download CSV Files](#)

County Business Patterns

[Main](#) | [About the Data](#) | [Historical Data](#) | [How the Data are Collected](#) | [Definitions](#) | [FAQs](#)

Select a year

2010 Data /5
2009 Data
2008 Data /4
2007 Data
2006 Data
2005 Data
2004 Data
2003 Data
2002 Data
2001 Data
2000 Data
1999 Data
1998 Data /1
1997 Data
1996 Data
1995 Data
1994 Data /2
1993 Data /3
1992 Data
1991 Data
1990 Data
1989 Data
1988 Data
1987 Data
1986 Data

Download Comma-Separated Value (csv) Files

County Business Patterns: 2010

Files Available for Download:

- [Complete County File](#) [15.2mb zip]
- [Complete State File](#) [10.4mb zip]
- [Complete U.S. File](#) [7mb zip]
- [Complete Metropolitan Area File](#) [7.7mb zip]
- [Complete ZIP Code Totals File](#) [8mb zip] or [Complete ZIP Code Industry Detail File](#) [15.3mb zip]
- [Complete Puerto Rico & Island Areas File](#) [1mb zip] or [Complete County Equivalents for Puerto Rico & Island Areas File](#) [3mb zip]

Separate data files for each geography

Record Layouts:

- [County Record Layout](#)
- [State Record Layout](#)
- [U.S. Record Layout](#)
- [Metro Area Record Layout](#)
- [ZIP Code Totals Record Layout](#)
- [ZIP Code Industry Detail Record Layout](#)

Records layouts and reference links for industry and geography

References for Industry and Geography:

- [North American Industry Classification System \(NAICS\) Descriptions](#)
- [State and County Geography Reference](#)
- [Metro Area Geography Reference](#)

County Business Patterns



CBP Data User Guide How to Download Data

http://www.census.gov/econ/cbp/download/noise_layout/US_LFO_layout.txt - Windows Internet Explorer

http://www.census.gov/econ/cbp/download/noise_layout/US_LFO_layout.txt

File Edit View Favorites Tools Help

http://www.census.gov/econ/cbp/download/noise_la...

CBP[YR]US.TXT

U.S. Data Dictionary
by 3-, 4-, 5-, and 6-Digit NAICS Codes

Note: In the filename, [YR] is the 2-digit data year. Each data field is separated by comma (,) delimiters.

NOTE: The "EMPFLAG" field (Data Suppression Flag) denotes employment size class for data withheld to avoid disclosure (confidentiality) or withheld because data do not meet publication standards. Similarly, each employment size class has its own data suppression flag (field names f1_4, f5_9, ... f1000).

Field Name	Data Type	Description
USCODE	C	U.S. Geography Indicator = "98"
NAICS	C	Industry Code - 6-digit NAICS code.
LFO	C	Legal Form of Organization '- ' - All Establishments C - Corporations Z - S-Corporations S - Sole Proprietorships P - Partnerships N - Non-Profits G - Government O - Other
EMPFLAG	C	Data Suppression Flag This denotes employment size class for data withheld to avoid disclosure (confidentiality) or withheld because data do not meet publication standards. a 0-19 b 20-99 c 100-249 d 250-499 e 500-999 f 1,000-2,499 g 2,500-4,999 h 5,000-9,999 j 10,000-24,999 k 25,000-49,999 l 50,000-99,999 m 100,000 or More
EMP NF	C	Total Mid-March Employees Noise Flag (See all Noise Flag definitions at the end of this record)

Done

Records layouts describes what is included in the download files.

County Business Patterns



CBP Data User Guide How to Download Data

The screenshot shows a Notepad window titled "cbp10co.txt - Notepad" with a menu bar (File, Edit, Format, View, Help). The text content is a CSV file with the following structure:

```
"fipstate","fipscty","naics","empflag","emp_nf","emp","qpl_nf","qpl","ap_nf","ap","est","n1_4","n5_9","n10_19","n20_49","n50_99","n100_249","n250_499","n500_999","n1000","n1000_1","n1000_2","n1000_3","n1000_4","censt
```

Two callout boxes provide additional information:

- Column headings are in first row. Data is displayed in comma-separated values (csv) format.**
- County file only has establishment counts (fields beginning with "n") by employment size class**

County Business Patterns



CBP Data User Guide

Access to CBP data through American FactFinder (AFF) website

County Business Patterns Data can also be accessed through the 'New American FactFinder' link on the CBP website.

After clicking on the link, type the words business patterns on the first box, then select 'county business patterns' from the drop down menu.

The screenshot shows the American FactFinder website interface. At the top, there is a navigation bar with links for MAIN, COMMUNITY FACTS, GUIDED SEARCH, ADVANCED SEARCH (highlighted), and DOWNLOAD CENTER. Below the navigation bar, a search instruction reads: "Search - Use the options on the left (topics, geographies, ...) to narrow your search results".

On the left side, there is a "Your Selections" box which is currently empty. Below it, a section titled "Search using the options below:" contains five dropdown menus: Topics (age, income, year, dataset, ...), Geographies (states, counties, places, ...), Race and Ethnic Groups (race, ancestry, tribe), Industry Codes (NAICS industry, ...), and EEO Occupation Codes (executives, analysts, ...).

In the center, a search box contains the text "county business" and a dropdown menu is open, showing several search results. The first result is "County Business Patterns", which is highlighted. Other results include "CB0400A1_FTP: 2004 County Business Patterns: Geography Area Series: County Business Patterns for the U.S., State, County and Metropolitan Areas: 2004 and 2003" and "CB0400A2_FTP: 2004 County Business Patterns: Geography Area Series: County Business Patterns by Employment Size Class: 2004".

On the right side, there are three numbered steps: 1. Enter search terms and an optional geography and click GO. 2. Next, select Geographies (states, counties, cities, towns, etc.) - these are added to 'Your Selections' and the Search Results are updated. 3. Select one or more Search Results and click View.

County Business Patterns



CBP Data User Guide

Access to CBP data through American FactFinder (AFF) website

U.S. Census Bureau AMERICAN FactFinder

MAIN SEARCH WHAT WE PROVIDE USING FACTFINDER Feedback FAQs Glossary Help

Search - Use the options on the left (topics, geographies, ...) to narrow your search results

Your Selections

Search using...
Program:
Business Patterns ✖

[clear all selections and start a new search](#)

Search using the options below:

- Topics** (age, income, year, dataset, ...) ▶
- Geographies** (states, counties, places, ...) ▶
- Race and Ethnic Groups** (race, ancestry, tribe) ▶
- Industry Codes** (NAICS industry, ...) ▶
- EEO Occupation Codes** (executives, analysts, ...) ▶

Search Results: 1-25 of 82 tables and other products match 'Your Selections' per page: 25 ▾

Selected: View Download Compare Clear All ?

Narrow your search:

ID	Table, File or Document Title	Dataset	About
<input type="checkbox"/> CB1000A1	2010 County Business Patterns: Geography Area Series: County Business Patterns	2010 Business Patterns	
<input type="checkbox"/> CB1000A2	2010 County Business Patterns: Geography Area Series: County Business Patterns by Legal Form of Organization	2010 Business Patterns	
<input type="checkbox"/> CB1000A3	2010 County Business Patterns: Geography Area Series: County Business Patterns by Employment Size Class	2010 Business Patterns	
<input type="checkbox"/> CB1000A4	2010 County Business Patterns: Geography Area Series: County Business Patterns for Puerto Rico and the Island Areas	2010 Business Patterns	
<input type="checkbox"/> CB1000A5	2010 County Business Patterns: Geography Area Series: County Business Patterns by Employment Size Class for Puerto Rico and the Island Areas	2010 Business Patterns	
<input type="checkbox"/> CB1000CZ1	2010 County Business Patterns: ZIP Code Business Statistics: Total for Zip Code	2010 Business Patterns	
<input type="checkbox"/> CB1000CZ2	2010 County Business Patterns: ZIP Code Business Statistics: Zip Code Business Patterns by Employment Size Class	2010 Business Patterns	
<input type="checkbox"/> CB1000A1_FTP	2010 County Business Patterns: Geography Area Series: County Business Patterns	2010 Business Patterns	
<input type="checkbox"/> CB1000A2_FTP	2010 County Business Patterns: Geography Area Series: County Business Patterns by Legal Form of Organization	2010 Business Patterns	
<input type="checkbox"/> CB1000A3_FTP	2010 County Business Patterns: Geography Area Series: County Business Patterns by Employment Size Class	2010 Business Patterns	
<input type="checkbox"/> CB1000A4_FTP	2010 County Business Patterns: Geography Area Series: County Business Patterns for Puerto Rico and the Island Areas	2010 Business Patterns	
<input type="checkbox"/> CB1000A5_FTP	2010 County Business Patterns: Geography Area Series: County Business Patterns by Employment Size Class for Puerto Rico and the Island Areas	2010 Business Patterns	

The search results are now narrowed down to all Business Patterns tables.

County Business Patterns



CBP Data User Guide

Access to CBP data through American FactFinder (AFF) website

Opening Tables

To open a table, simply click on the hyperlinked table title.

Search Results: 1-5 of 5 per page: 25

Selected: View Download Compare Clear All

ID	Title	Dataset	About
<input type="checkbox"/>	2009 County Business Patterns: Geography Area Series: County Business Patterns	2009 Business Patterns	?
<input type="checkbox"/>	2009 County Business Patterns: Geography Area Series: County Business Patterns by Legal Form of Organization	2009 Business Patterns	?
<input type="checkbox"/>	2009 County Business Patterns: Geography Area Series: County Business Patterns by Employment Size Class	2009 Business Patterns	?
<input type="checkbox"/>	2009 County Business Patterns: Geography Area Series: County Business Patterns for Puerto Rico and the Island Areas	2009 Business Patterns	?
<input type="checkbox"/>	2009 County Business Patterns: Geography Area Series: County Business Patterns by Employment Size Class for Puerto Rico and the Island Areas	2009 Business Patterns	?

Selected: View Download Compare Clear All

To open multiple tables:

1. Check off the checkboxes next to the tables you would like to view, then click the "View" button.

Search Results: 1-5 of 5 per page: 25

2 Selected: View Download Compare Clear All

ID	Title	Dataset	About
<input checked="" type="checkbox"/>	2009 County Business Patterns: Geography Area Series: County Business Patterns	2009 Business Patterns	?
<input type="checkbox"/>	2009 County Business Patterns: Geography Area Series: County Business Patterns by Legal Form of Organization	2009 Business Patterns	?
<input checked="" type="checkbox"/>	2009 County Business Patterns: Geography Area Series: County Business Patterns by Employment Size Class	2009 Business Patterns	?
<input type="checkbox"/>	2009 County Business Patterns: Geography Area Series: County Business Patterns for Puerto Rico and the Island Areas	2009 Business Patterns	?
<input type="checkbox"/>	2009 County Business Patterns: Geography Area Series: County Business Patterns by Employment Size Class for Puerto Rico and the Island Areas	2009 Business Patterns	?

2 Selected: View Download Compare Clear All

2. The first table opens. To view the next table, click the right-arrow on the top right corner.



County Business Patterns



CBP Data User Guide

Access to CBP data through American FactFinder (AFF) website

Adding geography to CBP tables using the American FactFinder (AFF) website.

Adding Geographies to a Table

When no geographies are added to your selections, most tables open up by default with the highest level of geography in that table, typically the United States.

To add other geographies, such as states, counties, and metropolitan and micropolitan areas:

1. Check off the checkbox next to the table(s) you would like to view.

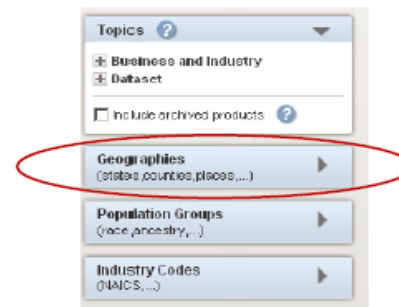
Search Results: 1-5 of 5 per page: 25

1 Selected: View Download Compare Clear All ?

ID	Title	Dataset	About
<input checked="" type="checkbox"/>	2009 County Business Patterns: Geography Area Series: County Business Patterns	2009 Business Patterns	?
<input type="checkbox"/>	2009 County Business Patterns: Geography Area Series: County Business Patterns by Legal Form of Organization	2009 Business Patterns	?
<input type="checkbox"/>	2009 County Business Patterns: Geography Area Series: County Business Patterns by Employment Size Class	2009 Business Patterns	?
<input type="checkbox"/>	2009 County Business Patterns: Geography Area Series: County Business Patterns for Puerto Rico and the Island Areas	2009 Business Patterns	?
<input type="checkbox"/>	2009 County Business Patterns: Geography Area Series: County Business Patterns by Employment Size Class for Puerto Rico and the Island Areas	2009 Business Patterns	?

1 Selected: View Download Compare Clear All ?

2. Select the "Geographies" button on the left-hand side.

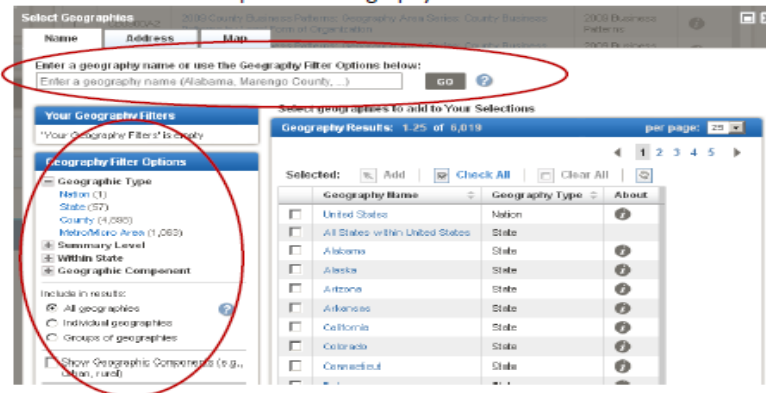




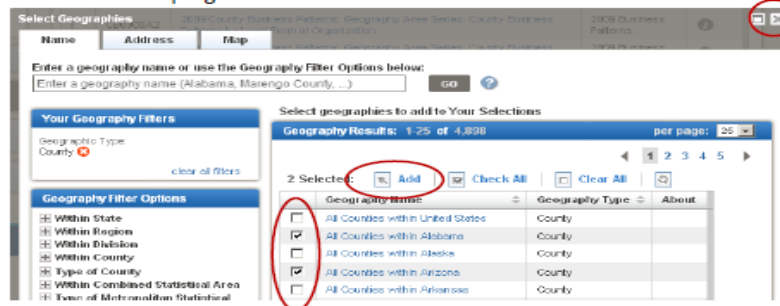
CBP Data User Guide

Access to CBP data through American FactFinder (AFF) website

- The "Select Geographies" menu displays. This menu contains all the geographies that are available for the table(s) you checked off. You can search for a geography by name using the search box, or use the "Geography Filter Options" to find geographies by their type or by state. The available geographies for your search or filter will show up in the "Geography Results" area.



- To add geographies to your table(s), check off the check boxes next to the geography names in the "Geography Results" area, and click the "Add" button. When you are done adding geographies, click the "X" button on the top-right corner.



County Business Patterns



CBP Data User Guide

Access to CBP data through American FactFinder (AFF) website

5. Check off the table(s) you want to view, and click "View".

Search Results: 1-1 of 1 per page: 25

1 Selected: **View** | Download | Compare | Clear All

ID	Title	Dataset	About
<input checked="" type="checkbox"/> C0000041	2009 County Business Patterns: Geography Area Series: County Business Patterns	2009 Business Patterns	

1 Selected: View | Download | Compare | Clear All

6. The table(s) opens with your selected geographies.

Geographic area name	2007 North American Industry Classification System (NAICS) code code	Meaning of 2007 North American Industry Classification System (NAICS) code code	Number of establishments	Number of paid employees for pay period including March 12	Range range for paid employees for pay period including March 12 (%)	First-quarter payroll (\$1,000)	Range range for first-quarter payroll (%)	Annual payroll (\$1,000)	Range range for annual payroll (%)
Alabama		public administration							
Autauga County, Alabama	00	Total for all sectors	877	10,628	G	66,731	G	270,567	G
Autauga County, Alabama	11	Agriculture, forestry, fishing and hunting	7	31	H	103	H	980	H
Autauga County, Alabama	21	Mining, quarrying, and oil and gas extraction	5	33	G	316	G	1,357	G
Autauga County, Alabama	22	Utilities	9	190	H	3,710	H	14,518	H
Autauga County, Alabama	23	Construction	96	525	H	4,252	G	16,601	G

County Business Patterns



CBP Data User Guide

Access to CBP data through American FactFinder (AFF) website

Adding industry codes to CBP tables using the American FactFinder (AFF) website.

Adding Industries to a Table

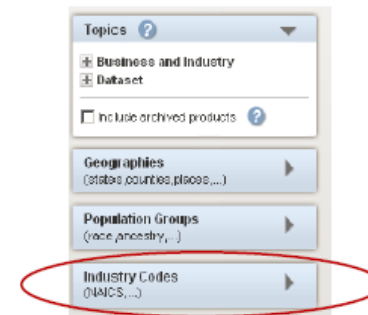
When no industries are added to your selections, most tables open up by default with the highest level of industries in that table, typically the sector or 2-digit North American Industry Classification System (NAICS) code level.

To add more industry detail:

1. Check off the checkbox next to the table(s) you would like to view.

ID	Title	Dataset	About
<input checked="" type="checkbox"/>	2009 County Business Patterns: Geography Area Series: County Business Patterns	2009 Business Patterns	?
<input type="checkbox"/>	2009 County Business Patterns: Geography Area Series: County Business Patterns by Legal Form of Organization	2009 Business Patterns	?
<input type="checkbox"/>	2009 County Business Patterns: Geography Area Series: County Business Patterns by Employment Size Class	2009 Business Patterns	?
<input type="checkbox"/>	2009 County Business Patterns: Geography Area Series: County Business Patterns for Puerto Rico and the Island Areas	2009 Business Patterns	?
<input type="checkbox"/>	2009 County Business Patterns: Geography Area Series: County Business Patterns by Employment Size Class for Puerto Rico and the Island Areas	2009 Business Patterns	?

2. Select the "Industry Codes" button on the left-hand side.





CBP Data User Guide

Access to CBP data through American FactFinder (AFF) website

- The “Select Industry Codes” menu displays. This menu contains all the NAICS industries that are available for the table(s) you checked off. You can search for an industry by name using the search box, or use the “Industry Code Filter Options” to find industries by their sector or by their level in the NAICS hierarchy. The available industries for your search or filter will show up in the “Industry Code Results” area.

Select Industry Codes

Enter an industry, product, or commodity name or code, or use the Industry Code Filter Options below:
Enter an industry, product, or commodity name or code

Your Industry Code Filters
"Your Industry Codes Filtered" is empty
Selecting a code year may help you find the data you're looking for.
Industry Code Filter Options
 Industry Sector
 Industry Subsector
 Industry Level
Include in results:
 All codes
 Individual codes
 Groups of codes

Select industry codes to add to Your Selections
Industry Code Results: 1-25 of 2,555 per page: 20

Code	Description	Code Type	Year	About
<input type="checkbox"/> ALL	All available codes	NAICS Industry	2007	<input type="button" value="?"/>
<input type="checkbox"/> ALL-L2	All available Sector codes	NAICS Industry	2007	<input type="button" value="?"/>
<input type="checkbox"/> ALL-L3	All available Subsector codes	NAICS Industry	2007	<input type="button" value="?"/>
<input type="checkbox"/> ALL-L4	All available Industry Group codes	NAICS Industry	2007	<input type="button" value="?"/>

- To add industries to your table(s), check off the check boxes next to the industry names in the “Industry Code Results” area, and click the “Add” button. When you are done adding industries, click the “X” button on the top-right corner.

Select Industry Codes

Enter an industry, product, or commodity name or code, or use the Industry Code Filter Options below:
Enter an industry, product, or commodity name or code

Your Industry Code Filters
Industry Sector: 42: Wholesale Trade

Selecting a code year may help you find the data you're looking for.
Industry Code Filter Options
 Industry Subsector
 Industry Level
Include in results:
 All codes
 Individual codes
 Groups of codes

Select industry codes to add to Your Selections
Industry Code Results: 1-25 of 189 per page: 25

1 Selected:

Code	Description	Code Type	Year	About
<input checked="" type="checkbox"/> ALL-42	All available codes within Sector 42: Wholesale trade	NAICS Industry	2007	<input type="button" value="?"/>
<input type="checkbox"/> 42	Wholesale trade	NAICS Industry	2007	<input type="button" value="?"/>
<input type="checkbox"/> ALL-L3-42	All available Subsector codes within Sector 42: Wholesale trade	NAICS Industry	2007	<input type="button" value="?"/>
<input type="checkbox"/>	All available codes			

County Business Patterns



CBP Data User Guide

Access to CBP data through American FactFinder (AFF) website

5. Check off the table(s) you want to view, and click "View".

Search Results: 1-1 of 1 per page: 25

1 Selected: **View** Download Compare Clear All ?

ID	Title	Dataset	About
<input checked="" type="checkbox"/> CB090041	2009 County Business Patterns: Geography Area Series: County Business Patterns	2009 Business Patterns	?

1 Selected: View Download Compare Clear All ?

6. The table(s) opens with your selected industries.

Geographic area name	2007 North American Industry Classification System (NAICS) code code	Meaning of 2007 North American Industry Classification System (NAICS) code code	Number of establishments	Number of paid employees for pay period including March 12	Noise range for paid employees for pay period including March 12 (%)	First-quarter payroll (\$1,000)	Noise range for first-quarter payroll (%)	Annual payroll (\$1,000)	Noise range for annual payroll (%)
United States	42	Wholesale trade	419,758	5,627,769	G	64,810,803	G	334,158,368	G
United States	423	Merchant wholesalers, durable goods	241,347	3,334,703	G	51,172,473	G	200,576,493	G
United States	4231	Motor vehicle and parts merchant wholesalers	24,882	362,348	G	4,141,455	G	18,500,797	G
United States	42311	Automobile and other motor vehicle merchant wholesalers	6,807	118,622	G	1,540,853	G	6,198,137	G
United States	423110	Automobile and other motor vehicle merchant wholesalers	6,807	118,622	G	1,540,853	G	6,198,137	G

County Business Patterns



CBP Data User Guide

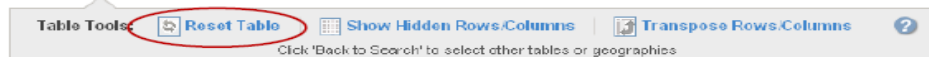
Access to CBP data through American FactFinder (AFF) website

Modifying a Table

Once you have opened a table, you are able to modify it several different ways. To begin modifying a table, click the "Modify Table" button.

Actions: **Modify Table** | Bookmark | Download | Create a Map

To return the table to its original state, click the "Reset Table" button.



Showing, Hiding, and Moving Columns

Most tables contain columns that are hidden from the default view. These columns typically contain geography and other control fields. To view these columns, click the "Show Hidden Rows/Columns" button.



To hide a particular column, uncheck the box beneath the column's display label.

Geographic area name	2007 North American Industry Classification System (NAICS) code	Meaning of 2007 North American Industry Classification System (NAICS) code	Number of establishments
	<input checked="" type="checkbox"/>	<input checked="" type="checkbox"/>	<input checked="" type="checkbox"/>

To move a column to the left or right, click the left or right arrows beneath the column's display label.

Geographic area name	2007 North American Industry Classification System (NAICS) code	Meaning of 2007 North American Industry Classification System (NAICS) code	Number of establishments
	<input checked="" type="checkbox"/>	<input checked="" type="checkbox"/>	<input checked="" type="checkbox"/>



CBP Data User Guide

Access to CBP data through American FactFinder (AFF) website

Transpose Rows/Columns

In the new American FactFinder, you have the ability to transpose, or interchange the order of, rows and columns. To transpose rows and column, click the "Transpose Rows/Columns" button.



Sorting and Filtering Rows

To sort rows in ascending or descending order, click the "up" (for ascending) or "down" (for descending) arrow beneath the column's display label.

Number of establishments	Number of paid employees for pay period including March '12	Noise range for paid employees for pay period including March '12 (%)
↑ ↓	↑ ↓	↑ ↓
↕	↕	↕
<input checked="" type="checkbox"/>	<input checked="" type="checkbox"/>	<input checked="" type="checkbox"/>

To filter rows based a data value, click the filter button beneath the column's display label.

Number of establishments	Number of paid employees for pay period including March '12	Noise range for paid employees for pay period including March '12 (%)
↑ ↓	↑ ↓	↑ ↓
↕	↕	↕
<input checked="" type="checkbox"/>	<input checked="" type="checkbox"/>	<input checked="" type="checkbox"/>

The "Filter" menu displays. Select an operator (e.g., "greater than", "less than"), enter a value, and click "OK".

Filter

Display Rows where ?

Number of paid employees for pay period including March 12

is greater than 100000

OK CANCEL

The resulting table will now only have the rows that meet your filter's criteria.



CBP Data User Guide

Access to CBP data through American FactFinder (AFF) website

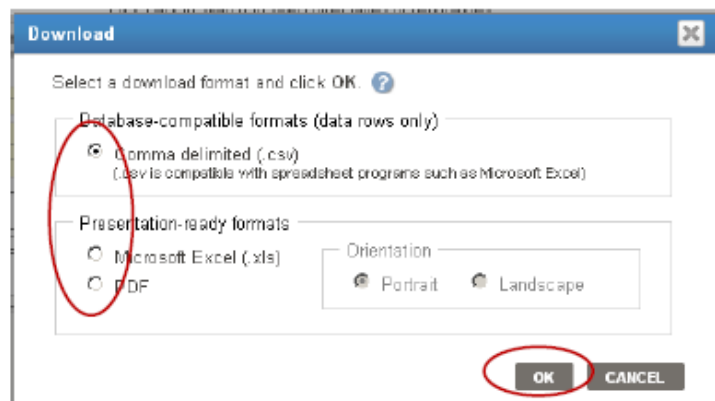
Downloading and Bookmarking Tables

Downloading

To download a table, click the "Download" button.

Actions: Modify Table | Bookmark | Download | Create a Map

The "Download" menu appears. Select database-compatible (.csv) format, or presentation-ready formats (.xls or .pdf) and click "OK".



The table can now be used off-line and opened in spreadsheet, database, or PDF-viewing software.



CBP Data User Guide

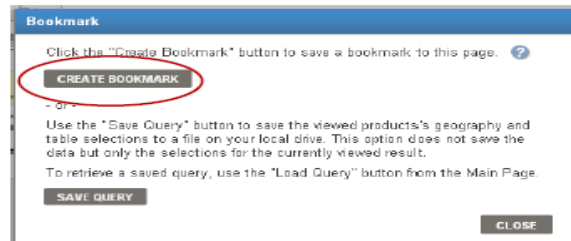
Access to CBP data through American FactFinder (AFF) website

Bookmarking

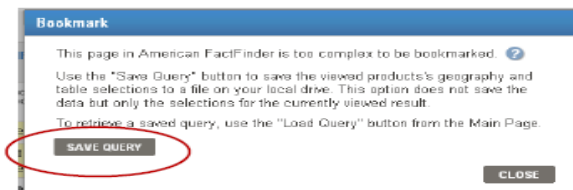
To bookmark a table, click the "Bookmark" button.

Actions: Modify Table **Bookmark** Download Create a Map

If the table has not been modified and contains a limited number of geographies and/or industries, you can create a bookmark by saving it into your browser's bookmarks.



If the table has been modified or contains too many geographies and/or industries, you will need to save a query file onto your computer.



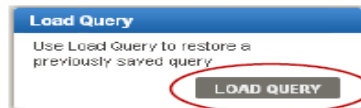
The query file maintains all your selections and modifications for the table. To retrieve the table, you can upload the query file by clicking the "Load Query" button on the left-hand side of <http://factfinder2.census.gov>.

County Business Patterns



CBP Data User Guide

Access to CBP data through American FactFinder (AFF)



Definitions and Related Text

Definitions

To see the definition of a column, NAICS description, or symbol, click on the hyperlinked text.

Meaning of 2007 North American Industry Classification System (NAICS) code code	Number of establishments	Number of paid employees for pay period including March 12	Noise range for paid employees for pay period including March 12 (%)	First-quarter payroll (\$1,000)
Total for all sectors	7,433,465	114,509,626	G	1,227,571,160
Agriculture, forestry, fishing and hunting	21,679	153,829	G	1,167,043
Mining, quarrying, and oil and gas extraction	26,997	604,653	G	11,345,323
Utilities	17,312	641,552	G	15,910,776
Construction	712,977	5,967,128	G	66,863,872
Manufacturing	308,934	11,632,956	G	138,779,079
Wholesale trade	419,758	5,827,769	G	64,810,603
Retail trade	1,076,645	14,802,767	G	65,677,446
Transportation and warehousing	210,088	4,159,604	G	40,637,020
Information	135,726	3,288,109	G	59,688,942

The definition appears. If there is more information about the item, a "more >>" link will also appear.

Meaning of 2007 North American Industry Classification System (NAICS) code code	Number of establishments	Number of paid employees for pay period including March 12	Noise range for paid employees for pay period including March 12 (%)	First-quarter payroll (\$1,000)
Total for all sectors	7,433,465	114,509,626	G	1,227,571,160
Agriculture, forestry, fishing and hunting	21,679	153,829	G	1,167,043
Mining, quarrying, oil and gas extraction				
Utilities				
Construction				
Manufacturing				
Wholesale trade				
Retail trade				
Transportation and warehousing				
Information				

Total for all sectors

This NAICS code reflects the sum of all the economic activity for all sectors published in the 2007 Economic Census of Island Areas, the 2007 Survey of Business Owners, and the 2007 Nonemployer Statistics report. (Note that this total is not published as part of the 2007 Economic Census.) The data...

[more >>](#)

County Business Patterns



CBP Data User Guide

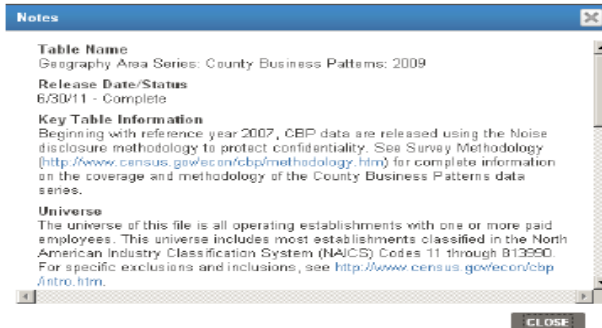
Access to CBP data through American FactFinder (AFF)

File Abstract

To find the file abstract of the table, which contains information about universe, geography/industry coverage, and other important information specific to table, click the "View Table Notes" button.



The file abstract appears.



Methodology and Other Program Information

For information on methodology, geography, industry classification, and the County Business Patterns program itself, click the "i" button next to the table title.

2009 County Business Patterns: Geography Area Series: County Business Patterns 

The text browser pop-up window appears. Use the links to access the other text for the program.



County Business Patterns



CBP Data User Guide

Further help

Help with County Business Patterns Data

- Phone: (301)763-2580
- E-mail: ewd.county.business.patterns@census.gov

Help with American FactFinder (economic data only)

- Phone: (301)763-5185
- E-mail: econ.dissemination@census.gov

Help with American FactFinder (demographic and other data)

- Phone: (301)763-INFO(4636)
- Website: <https://ask.census.gov/newrequest.php>

Related links:

- American FactFinder: <http://factfinder.census.gov/>
- County Business Patterns: <http://www.census.gov/econ/cbp/>
- Nonemployer Statistics: <http://www.census.gov/econ/nonemployer/>
- 2012 Economic Census: <http://www.census.gov/econ/census/>
- Census Bureau Other Economic Programs: http://www.census.gov/econ/other_econ.html